


Ambia Medical Supply Units

The Dräger Ambia ceiling-mounted supply system adapts to the specific needs of each care area, whether in the ICU, NICU, OR or ED. This innovative system can be used in critical care areas or in combination with the Dräger Polaris® 600 surgical lights in the operating room. With an extensive range of configurations, workflow enhancement options, and add-on accessories, Ambia gives you substantial flexibility in creating a customized workstation that supports your specific clinical needs. As a result, Ambia helps streamline workflow with the goal of increasing the satisfaction and safety of staff and patients – now and in the future.

ENABLES FULL WORKSTATION
CUSTOMIZATION

SUPPORTS STAFF THROUGH
ADVANCED ERGONOMICS



DESIGNED TO HELP REDUCE
RISK OF HOSPITAL-ACQUIRED
INFECTIONS

CREATES A PATIENT-SUPPORTIVE
ENVIRONMENT

D-27726-2021

Benefits

The art and science of care-centered workplace design

When developing the Ambia ceiling supply system, Dräger's goals were to increase both workflow productivity and patient well-being. The innovative accessory mounting design provides nearly unlimited flexibility in placing medical equipment precisely where it is needed, while also allowing you to change configurations on the spot when clinical application or rooms needs change. To help protect against infection, Ambia is designed to be easy to clean and is compatible with a large range of disinfecting products. A wide choice of colors, finishes and lighting options helps you create a friendly, inviting atmosphere for your patients.

Enables full workstation customization

The design of care areas – with a myriad of fixed and moveable components – can have a significant impact on staff performance and the health and safety of staff, patients and families.¹

Ambia's frame rail attachment system lets you quickly and easily make changes to the workstation on site using minimal tools, allowing for full customization of the system to meet the requirements of each care area – now and in the future. The result is optimized workflow, which can help increase staff productivity and satisfaction, while also allowing the clinician to focus on patient care. In addition, the frame rail design allows for fully flexible and scalable changes when upgrading the workstation to accommodate changing needs, helping to manage the cost of care.

Factors contributing to Ambia's configuration flexibility include:

- A large portfolio of media heads and columns in different lengths and sizes that let you create a workstation that meets your requirements – from heavy-duty systems for the OR to complex designs for the ICU to basic function units for the ED
 - The ability to mount medical equipment and accessories on all four sides of the frame rail, providing optimal use of space and the ability to place equipment exactly where it is needed
 - Free positioning of electrical and gas outlets, making it possible to place more outlets on a media column or head
 - A wide range of components and flexible positioning that enable Ambia to adapt easily to changing requirements in the room, helping to future-proof the equipment investment
-

Creates a patient-friendly environment

Patient stress has been shown to have a negative impact on clinical outcomes and an adverse effect on staff.² Ambia is designed to help you create a comfortable environment for patients, which in turn can also positively affect staff.

Design options that can help create a patient supportive environment include:

- A variety of contemporary mounting frame colors, wood finishes and harmonious themes for drawers that complement any room design
- A range of lighting options that can be selectively switched on or off utilizing a touchless lighting control panel
- Warm and glare-free indirect ceiling and floor lighting that help staff navigate around the bedside without disturbing the patient
- Color selectable RGB lighting for a calming atmosphere
- An integrated working light that allows staff to work at night without disturbing the patient
- Frame rails at each corner to allow medical equipment to be placed out of the patient's field of vision
- Quiet electromagnetic brakes to help reduce unexpected sounds

Supports staff through advanced ergonomics

An ergonomic and well-designed workstation is the key to an efficient workspace – which can help to reduce errors, improve clinical outcomes, and increase staff effectiveness.³ In fact, research over the past 25 years has consistently shown an average of 12% improvement in performance when a comprehensive approach to ergonomics is applied to workspaces.⁴

Ergonomic features of Ambia include:

- The ability to mount equipment at any position on the column, aligning the workstation with the needs of clinical staff
- High flexibility and position maneuverability that allows Ambia to quickly adapt to changing situations
- Touch-sensitive brake handles that allow fast, intuitive positioning in critical situations (just grasping a single handle releases all brakes of the arm system for immediate repositioning)
- Wireless brake handles that can be individually adapted to specific work processes or relocated on site anywhere along the four corner frame rail for optimal staff interaction
- The ability to create uniform medical workstations with a consistent operating philosophy, using Dräger equipment as an integrated platform for addressing critical patient needs

Designed to help reduce risk of hospital acquired infection

Research shows that 20 to 30% of nosocomial infections can be prevented by following recommended hygiene measures.⁵ Breaking the chain of contamination is an important step in preventing hospital-acquired infections. By design, Ambia supports easy and effective cleaning and disinfection, including reprocessing instructions that identify a wide range of approved global products.

Ambia features that aim to help reduce the risk of hospital-acquired infection include:

- Rounded profiles, smooth surfaces and the closed housings that help prevent harboring of pathogens and accumulation of disinfectants to support easy and effective cleaning
- Proven construction materials that allow Ambia to use the same validated disinfectants as other Dräger devices
- Integrated cable management solutions that promote a neat, well-organized workstation, which facilitates the cleaning process
- Touchless control of working, ceiling and floor lights

1. Hughes RG, editor. Patient Safety and Quality: An Evidence-Based Handbook for Nurses. Rockville (MD): Agency for Healthcare Research and Quality (US); 2008 Apr. Available from: <https://www.ncbi.nlm.nih.gov/books/NBK2651/> John Reiling, Ronda G. Hughes, Mike R. Murphy; Chapter 28. The Impact of Facility Design on Patient Safety

2. Ulrich R S, et. al; A Review of the Research Literature on Evidence-Based Healthcare Design. Article in HERD· April 2008
DOI: 10.1177/193758670800100306. Source: PubMed

3. The Role of the Physical Environment in the Hospital of the 21st Century: A Once-in-a-Lifetime Opportunity. Roger Ulrich, Xiaobo Quan, Center for Health Systems and Design, College of Architecture, Texas A&M University. Craig Zimring, Anjali Joseph, Ruchi Choudhary, College of Architecture, Georgia Institute of Technology

4. Tim Springer, Ph.D. President HERO, Inc.; Knoll: Ergonomics for the Healthcare Environment

5. Gastmeier P et al., How many nosocomial infections are avoidable? Deutsche Medizinische Wochenschrift 2010; 135(03): 91 – 93

Details



Ambia drawers are available in a variety of colors, including wood finishes, to complement virtually any room decor.



All drawer colors, patterns and finishes are designed to be harmoniously combined.



Ambia frame rails are available in 13 RAL colors. Other colors are available with advance request and a consultation.



The media head on two support arms system equipped with electric height adjustment.



Media column on two support arms system without the lifting mechanism.



Media column on one support arm system without lifting mechanism.

Accessories



D-26078-2020

Shelves and storage

Optional drawer and documentation elements can be installed under the shelves to create an efficient workplace that's customized to each room's individual routines. Quiet, self-closing drawers support a soothing environment and optional drawer lighting automatically activates when the drawer is opened.



D-26031-2020

Cable management system

A wide range of cable management systems for workstation components, either on the media columns or equipment poles, promotes a neat and well-organized workplace – helping improve workflow and facilitate cleaning process.



D-26021-2020

Mounting system

Optimize your use of space with the ability to mount medical equipment on all four sides of the media column. This enables you to keep seldom-used equipment out of the way, but available when necessary.



D-26081-2020

Single workstation components

Numerous additional components – such as small equipment poles (25 mm), shelves, standard rails and monitor holders – enable you to organize each medical workstation to support your medical and hygiene protocols.

Technical Data

CLASSIFICATION

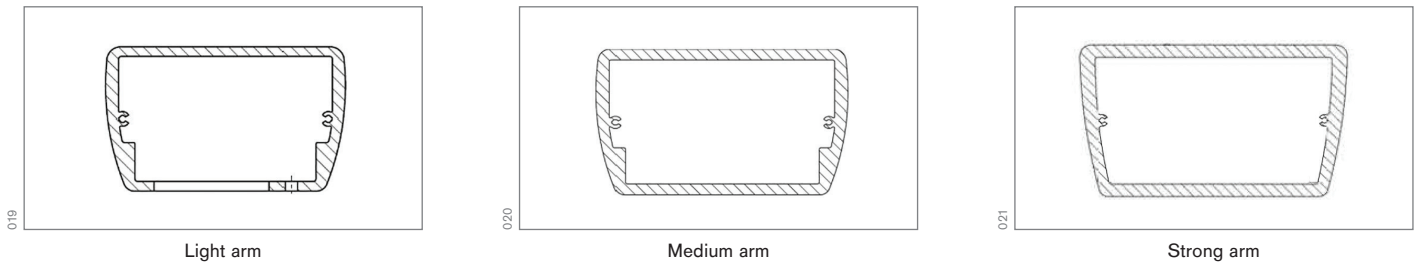
Protection class according to the IEC 60601-1 standard	Protection class I
Standards complied with	IEC 60601-1:2005 + A1:2012
	IEC 60601-1-2:2014
	ISO 11197:2016
Classification according to EC Directive 93/42/EEC Annex IX	Class II b
UMDNS code (Universal Medical Device Nomenclature System)	18-046

ARM LENGTH, SWIVEL RANGE, AND LIFTING RANGE

Maximum length of the arm system	2500 mm (98.42 in)
Maximum swivel range	330°
Maximum lifting range	600 mm ± 25 mm (23.62 in ± 0.98 in)

NON-LIFT ARM SYSTEMS

Ambia has three different arm profiles on Non-Lift arm systems for different loads.



For each arm profile, the arms are available in the following lengths: 500 mm (19.7 in), 750 mm (29.5 in), 1,000 mm (39.4 in), 1,250 mm (49.2 in).

LIFT ARM SYSTEMS

The Lift arm system is a motorized lift for carrying anesthesia equipment, for example. The Lift arm has a standard length of 1,000 mm and a maximum load of 340 kg (749 lbs). Three different variants are available: Lift Standard, Lift Strong, Lift Express.

EASYLIFT ARM SYSTEMS

The EasyLift arm system includes a pneumatic spring arm to realize the lift function. The standard arm length of 1,000 mm and a maximum payload of 50 kg (110 lbs). The portfolio of media columns and heads is only available for the EasyLift variant to a limited extent.

LOAD TABLE

The load categories are composed of the different ceiling bearings, arm profiles and lengths.

Variant	Maximum load*	Media head			Media column		
		S	M	L	S	M	L
Non-Lift Light	80 kg (176 lb)	x	x	x	x	x	x
Non-Lift Standard	150 kg (330 lb)	x	x	x	x	x	x
Non-Lift Medium	220 kg (485 lb)					x	x
	270 kg (595 lb)						x
Non-Lift Strong	340 kg (749 lb)						x
EasyLift	50 kg (110 lb)	x	x		x	x	
Lift Express	130 kg (286 lb)	x	x	x	x	x	x
	180 kg (396 lb)					x	x
Lift Standard	220 kg (485 lb)					x	x
	300 kg (661 lb)						x
Lift Strong	300 kg (661 lb)						x
Fix Pendant	150 kg (330 lb)		x	x		x	x
Patient lift GH3+	350 kg (771 lb)	with 1,250 mm (49.2 in) support arm with 368 kg (811 lb) load capacity					
Patient lift GH3	250 kg (551 lb)	with 1,250 mm (49.2 in) support arm with 262 kg (577 lb) load capacity					


MAXIMUM INSTALLATION PORTS

		S variant	M variant	L variant
Media head	500	20	28	38
	750	29	37	50
Media column	500	22	24	36
	750	28	32	42
	1,000	42	44	66
	1,250	50	52	84
	1,500	62	64	102


MEDIA COLUMN SYSTEM



025




026




027

		S	M	L
Measurements (H x W x D)*	500	734 x 302 x 204 mm 28.9 x 11.9 x 8.0 in	750 x 302 x 263 mm 29.5 x 11.9 x 10.4 in	750 x 407 x 263 mm 29.5 x 16.0 x 10.4 in
	750	917 x 302 x 204 mm 36.1 x 11.9 x 8.0 in	933 x 302 x 263 mm 36.7 x 11.9 x 10.4 in	933 x 407 x 263 mm 36.7 x 16.0 x 10.4 in
	1,000	1,192 x 302 x 204 mm 46.9 x 11.9 x 8.0 in	1,208 x 302 x 263 mm 47.6 x 11.9 x 10.4 in	1,208 x 407 x 263 mm 47.6 x 16.0 x 10.4 in
	1,250	1,466 x 302 x 204 mm 57.7 x 11.9 x 8.0 in	1,482 x 302 x 263 mm 58.3 x 11.9 x 10.4 in	1,482 x 407 x 263 mm 58.3 x 16.0 x 10.4 in
	1,500	1,740 x 302 x 204 mm 68.5 x 11.9 x 8.0 in	1,756 x 302 x 263 mm 69.1 x 11.9 x 10.4 in	1,756 x 407 x 263 mm 69.1 x 16.0 x 10.4 in


MEDIA HEAD SYSTEM



022



023



024

		S	M	L
Measurements (H x W x D)*	500	268 x 677 x 302 mm 10.6 x 26.7 x 11.9 in	327 x 677 x 302 mm 12.9 x 26.7 x 11.9 in	336 x 677 x 407 mm 13.2 x 26.7 x 16.0 in
	750	268 x 877 x 302 mm 10.6 x 34.5 x 11.9 in	327 x 877 x 302 mm 12.9 x 34.5 x 11.9 in	336 x 877 x 407 mm 13.2 x 34.5 x 16.0 in

LIGHTING

	Ceiling and floor light		LED light spots for working light	
	White	RGB	Short	Long
Electrical power illuminate	7 W	7 W	3 W	7 W
Color temperatures	3,000 K		3,000 K	3,000 K
Luminous flux	Min. 600 lm	R: 220 lm G: 365 lm B: 100 lm	300 lm	600 lm

* Measurements exclude distance tube

Not all products, features, or services are for sale in all countries.
Mentioned Trademarks are only registered in certain countries and not necessarily in the country in which this material is released. Go to www.draeger.com/trademarks to find the current status.

CORPORATE HEADQUARTERS

Drägerwerk AG & Co. KGaA
Moislinger Allee 53–55
23558 Lübeck, Germany

www.draeger.com

Manufacturer:

Drägerwerk AG & Co. KGaA
Moislinger Allee 53-55
23542 Lübeck, Germany

USA

Draeger, Inc.
3135 Quarry Road
Telford, PA 18969-1042, USA
Tel +1 800 4DRAGER
(+1 800 437 2437)
Fax +1 215 723 5935
info.usa@draeger.com